

Saddle-point Problems in Liquid Crystal Modelling


Alison Ramage

Department of Mathematics and Statistics, University of Strathclyde




Joint work with Chuck Gartland (Kent State), Chris Newton (Hewlett-Packard plc) and André Sonnet (Strathclyde)


Liquid crystals



solid



liquid crystal




liquid

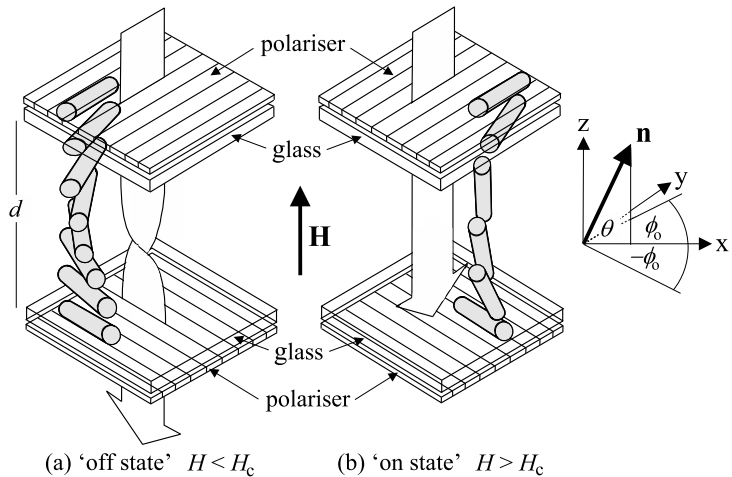
- occur between solid crystal and isotropic liquid states
- may have different **equilibrium** configurations
- naturally prefer states with **minimum** energy

Liquid Crystal Displays

- **IDEA:** force switching between **stable** states by altering applied voltage, magnetic field, boundary conditions, . . .
- used in a wide range of LCDs

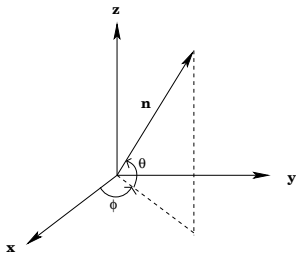



Twisted Nematic Device



(diagram taken from STEWART (2004))

Director-based model



- **director**: represents average direction of molecular alignment

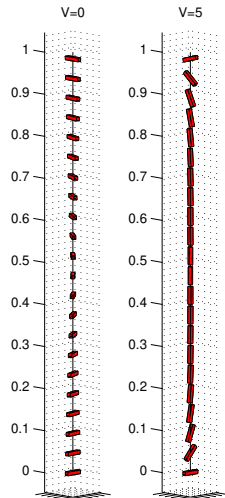
$$\mathbf{n} = (\cos \theta \cos \phi, \cos \theta \sin \phi, \sin \theta)$$

unit vector with $\mathbf{n} = -\mathbf{n}$

- **Leslie-Ericksen** dynamic theory for nematics
- use $\mathbf{n} = (u, v, w)$ for computational convenience

TND director model

- nematic liquid crystal sample between two parallel plates a distance d apart
- strong anchoring parallel to plate surfaces
- rotate one plate through $\pi/2$ radians
- electric field $\mathbf{E} = (0, 0, E(z))$ from applied voltage V
- electric potential U with $E = \frac{dU}{dz}$



Finding equilibrium configurations

- minimise the free energy density

$$\mathcal{F} = \int_V F_{bulk}(\theta, \phi, \nabla\theta, \nabla\phi) dS + \int_S F_{surface}(\theta, \phi) dS$$

$$F_{bulk} = F_{elastic} + F_{electrostatic}$$

- equilibrium equations on $z \in [0, d]$

$$\mathcal{F} = \frac{1}{2} \int_0^d \{K \|\nabla \mathbf{n}\|^2 - \epsilon_0 \epsilon_{\perp} E^2 - \epsilon_0 \epsilon_a (\mathbf{n} \cdot \mathbf{E})^2\} dz$$

applied electric field \mathbf{E} of magnitude E

- director $\mathbf{n} = (u, v, w)$, electric potential U with $E = \frac{dU}{dz}$

Discrete model setup

- non-dimensional expression for $z \in [0, 1]$:

$$\mathcal{F}[u, v, w, U] = \frac{1}{2} \int_0^1 [(u_z^2 + v_z^2 + w_z^2) - \alpha^2(\beta + w^2)U_z^2] dz$$

- discretise \mathcal{F} with **linear finite elements** on a grid of $N + 1$ points z_k a distance Δz apart and **nodal quadrature**
- discrete free energy density

$$\mathcal{F}[u, v, w, U] \simeq f(u_1, \dots, u_n, v_1, \dots, v_n, w_1, \dots, w_n, U_1, \dots, U_n)$$

- constraints $|\mathbf{n}| = 1$ applied pointwise using **Lagrange multipliers** λ
- $n = N - 1$ unknowns for each variable u, v, w, U, λ

Constrained minimisation

$$\mathbf{G} = \frac{\Delta z}{2} [f(u_1, \dots, u_n, v_1, \dots, v_n, w_1, \dots, w_n, U_1, \dots, U_n) - \lambda_1(u_1^2 + v_1^2 + w_1^2 - 1) - \dots - \lambda_n(u_n^2 + v_n^2 + w_n^2 - 1)]$$

- solve $\nabla \mathbf{G}(\mathbf{x}) = \mathbf{0}$ for $\mathbf{x} = [\mathbf{u}, \mathbf{v}, \mathbf{w}, \boldsymbol{\lambda}, \mathbf{U}]$
 $N + 1$ grid points $\Rightarrow n = N - 1$ unknowns

- use Newton's method: linear system

$$\nabla^2 \mathbf{G}(\mathbf{x}_j) \cdot \delta \mathbf{x}_j = -\nabla \mathbf{G}(\mathbf{x}_j)$$

- $5n \times 5n$ coefficient matrix is **Hessian** $\nabla^2 \mathbf{G}(\mathbf{x})$

$$\nabla^2 \mathbf{G} = \begin{bmatrix} \nabla_{nn}^2 \mathbf{G} & \nabla_{n\lambda}^2 \mathbf{G} & \nabla_{nU}^2 \mathbf{G} \\ \nabla_{\lambda n}^2 \mathbf{G} & \nabla_{\lambda\lambda}^2 \mathbf{G} & \nabla_{\lambda U}^2 \mathbf{G} \\ \nabla_{Un}^2 \mathbf{G} & \nabla_{\lambda U}^2 \mathbf{G} & \nabla_{UU}^2 \mathbf{G} \end{bmatrix}$$

Full Hessian structure

$$\nabla^2 \mathbf{G} = \begin{bmatrix} \nabla_{nn}^2 \mathbf{G} & \nabla_{n\lambda}^2 \mathbf{G} & \nabla_{nU}^2 \mathbf{G} \\ \nabla_{\lambda n}^2 \mathbf{G} & \nabla_{\lambda\lambda}^2 \mathbf{G} & \nabla_{U\lambda}^2 \mathbf{G} \\ \nabla_{Un}^2 \mathbf{G} & \nabla_{\lambda U}^2 \mathbf{G} & \nabla_{UU}^2 \mathbf{G} \end{bmatrix}$$

$$H = \begin{bmatrix} A & B & D \\ B^T & 0 & 0 \\ D^T & 0 & -C \end{bmatrix}$$

- H is a **symmetric** and **indefinite** double saddle-point matrix
 - A is positive definite iff $V < V_c$ (switching voltage)
 - B has full rank with $B^T B = \Delta z^2 I_n$
 - C is tridiagonal and positive definite
 - D has complex eigenvalues in conjugate pairs

- full Newton system for increments $\delta\mathbf{n}$, $\delta\lambda$, $\delta\mathbf{U}$:

$$A\delta\mathbf{n} + B\delta\lambda + D\delta\mathbf{U} = -\nabla_{\mathbf{n}}G \quad (1)$$

$$B^T\delta\mathbf{n} = -\nabla_{\lambda}G \quad (2)$$

$$D^T\delta\mathbf{n} - C\delta\mathbf{U} = -\nabla_{\mathbf{U}}G \quad (3)$$

- use $Z \in \mathbb{R}^{3n \times 2n}$ whose columns form a basis for the nullspace of B^T , i.e. $B^T Z = Z^T B = 0$
- write solution of (2) as $\delta\mathbf{n} = \widehat{\delta\mathbf{n}} + Z\mathbf{x}$ where particular solution satisfies $B^T\widehat{\delta\mathbf{n}} = -\nabla_{\lambda}G$
- system size reduced from $5n \times 5n$ to $3n \times 3n$

Nullspace method (continued)

- reduced system $\mathcal{H}\hat{\mathbf{x}} = \hat{\mathbf{b}}$:

$$\begin{bmatrix} Z^T A Z & Z^T D \\ D^T Z & -C \end{bmatrix} \begin{bmatrix} \mathbf{x} \\ \delta \mathbf{U} \end{bmatrix} = \begin{bmatrix} -Z^T (\nabla_{\mathbf{n}} G + A \hat{\delta \mathbf{n}}) \\ -\nabla_{\mathbf{U}} G - D^T \hat{\delta \mathbf{n}} \end{bmatrix}$$

- recover full solution from

$$\hat{\delta \mathbf{n}} = -B(B^T B)^{-1} \nabla_{\lambda} G$$

$$\delta \mathbf{n} = Z \mathbf{x} + \hat{\delta \mathbf{n}}$$

$$\delta \lambda = (B^T B)^{-1} B^T (-\nabla_{\mathbf{n}} G - A \delta \mathbf{n} - D \delta \mathbf{U})$$

- here $B^T B$ is **diagonal** so solve is cheap

Nullspace of B^T

$$B = -\Delta z \begin{bmatrix} \mathbf{n}_1 & & & \\ & \mathbf{n}_2 & & \\ & & \ddots & \\ & & & \mathbf{n}_n \end{bmatrix}, \quad \mathbf{n}_j = \begin{bmatrix} u_j \\ v_j \\ w_j \end{bmatrix}$$

- use eigenvectors of orthogonal projection $I - \mathbf{n}_j \otimes \mathbf{n}_j$, e.g.

$$\mathbf{l}_j = \begin{bmatrix} -\frac{v_j}{u_j} \\ 1 \\ 0 \end{bmatrix}, \quad \mathbf{m}_j = \begin{bmatrix} -\frac{w_j}{u_j} \\ 0 \\ 1 \end{bmatrix} \quad (u_j \neq 0)$$

$$Z = \begin{bmatrix} \mathbf{l}_1 & \mathbf{m}_1 & & \\ & & \mathbf{l}_2 & \mathbf{m}_2 \\ & & & \ddots \\ & & & & \mathbf{l}_n & \mathbf{m}_n \end{bmatrix}$$

Preconditioned MINRES

- Solve reduced system using **MINRES** iterative method.
Paige and Saunders, SIAM J. Numerical Analysis 12, 1975.

- Instead of solving $\mathcal{H}\hat{\mathbf{x}} = \hat{\mathbf{b}}$, solve

$$\mathcal{P}^{-1/2}\mathcal{H}\mathcal{P}^{-1/2}(\mathcal{P}^{1/2}\hat{\mathbf{x}}) = \mathcal{P}^{-1/2}\hat{\mathbf{b}}$$

for some **preconditioner** \mathcal{P} .

- Choose \mathcal{P} so that
 - (i) eigenvalues of $\mathcal{P}^{-1/2}\mathcal{H}\mathcal{P}^{-1/2}$ are **well clustered**;
 - (ii) $\mathcal{P}\mathbf{u} = \mathbf{r}$ is **easily solved**.

Block preconditioner

- Block preconditioner:
$$\mathcal{P} = \begin{bmatrix} Z^T A Z & 0 \\ 0 & C \end{bmatrix}$$
- preconditioned matrix:

$$\tilde{\mathcal{H}} = \mathcal{P}^{-1/2} \mathcal{H} \mathcal{P}^{-1/2} = \begin{bmatrix} I & M^T \\ M & -I \end{bmatrix}$$

$$M = C^{-1/2} Z^T D (Z^T A Z)^{-1/2}$$

- $3n$ eigenvalues of $\tilde{\mathcal{H}}$ are
 - (i) 1 with multiplicity $n + 1$
 - (ii) -1 with multiplicity 1
 - (iii) $\pm \sqrt{1 + \sigma_k^2}$ for $k = 1, \dots, n - 1$

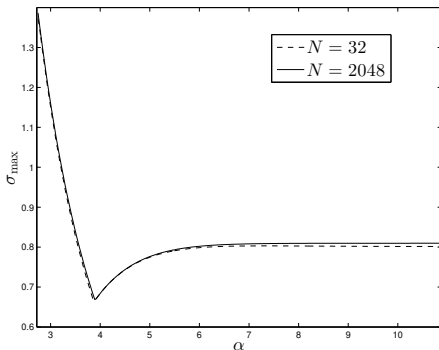
$\sigma_k \equiv$ singular value of M

Estimate of MINRES convergence

- to achieve $\|\mathbf{r}_k\|_2 \leq \epsilon \|\mathbf{r}_0\|_2$ need k iterations where

$$k \simeq \frac{1}{2} \sqrt{1 + \sigma_{\max}^2} \ln \left(\frac{2}{\epsilon} \right)$$

- here σ_{\max} is essentially independent of N



Minres Iteration Counts

- Using **ideal** block preconditioner:

N	off state		on state	
	first step	last step	first step	last step
64	4	1	5	7
256	4	1	5	7
1,024	4	1	5	7
4,096	4	1	5	7
16,384	4	1	5	7
65,536	4	1	5	7

- This involves inverting the $2n \times 2n$ matrix $Z^T A Z$.

Practical preconditioners

- Solve (1,1) block system **iteratively**.
- Example: use a fixed number of PCG iterations with **AMG** preconditioner (HSL_MI20).

N	1 PCG/AMG iteration				3 PCG/AMG iterations			
	off state		on state		off state		on state	
	first	last	first	last	first	last	first	last
32	6	5	7	9	4	1	5	7
128	7	6	7	9	4	1	5	7
512	7	6	8	9	4	1	5	7
2,048	7	6	8	9	4	2	5	7
8,192	7	6	8	9	4	2	5	7

Summary of TND director problem

Director modelling of TND device in 1D cell

- Obtain a **double saddle-point** system due to imposing the unit vector constraint $|\mathbf{n}| = 1$ and coupling with an electric (magnetic) field.
- Efficient **preconditioned nullspace** solver developed with potential for full 2D and 3D simulations.
- Issues remain re how to precondition $Z^T A Z$ for more general cases.

Other difficulties with director modelling:

- dealing with **multivalued** angles
- modelling equivalence of \mathbf{n} and $-\mathbf{n}$
- modelling defect cores (mathematical **singularities**)

- symmetric traceless tensor

$$\mathbf{Q} = \sqrt{\frac{3}{2}} \left\langle \mathbf{u} \otimes \mathbf{u} - \frac{1}{3} \mathbf{I} \right\rangle$$

- local ensemble average over unit vectors \mathbf{u} along molecular axes
- basis representation with 5 degrees of freedom:

$$\mathbf{Q} = \begin{bmatrix} q_1 & q_2 & q_3 \\ q_2 & q_4 & q_5 \\ q_3 & q_5 & -q_1 - q_4 \end{bmatrix}$$

- applied electric field \mathbf{E} , electric potential U
- unknowns $q_1, q_2, q_3, q_4, q_5, U$

Finding equilibrium configurations

- minimise the **free energy**

$$F = \int_V F_{bulk}(\mathbf{Q}, \nabla \mathbf{Q}) dv + \int_S F_{surface}(\mathbf{Q}) dS$$

$$F_{bulk} = F_{elastic} + F_{thermotropic} + F_{electrostatic}$$

- if fixed boundary conditions are applied, no surface energy term
- solutions with **least** energy are physically relevant: solve **Euler-Lagrange** equations

Bulk energies

- **elastic** energy: induced by distorting the \mathbf{Q} -tensor in space

$$F_{elastic} = \frac{1}{2}L_1(\text{div } \mathbf{Q})^2 + \frac{1}{2}L_2|\nabla \times \mathbf{Q}|^2$$

- **thermotropic** energy: potential function which dictates which preferred state (uniaxial, biaxial or isotropic)

$$F_{thermotropic} = \frac{1}{2}A(T - T^*) \text{tr } \mathbf{Q}^2 - \frac{\sqrt{6}}{3}B \text{tr } \mathbf{Q}^3 + \frac{1}{4}C(\text{tr } \mathbf{Q}^2)^2$$

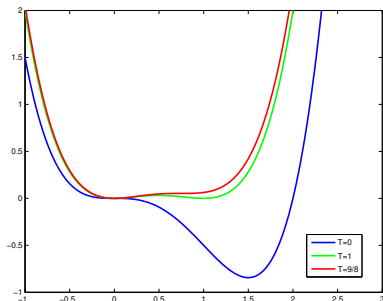
- **electrostatic** energy: due to an applied electric field \mathbf{E} (electric potential U with $\mathbf{E} = -\nabla U$)

$$F_{electrostatic} = -\frac{1}{2}\epsilon_0 \mathbf{E} \cdot \epsilon \mathbf{E} - (\bar{\epsilon} \text{div } \mathbf{Q}) \cdot \mathbf{E}$$

Thermotropic energy

$$F_{thermotropic} = \frac{1}{2}A(T - T^*) \operatorname{tr} \mathbf{Q}^2 - \frac{\sqrt{6}}{3}B \operatorname{tr} \mathbf{Q}^3 + \frac{1}{4}C(\operatorname{tr} \mathbf{Q}^2)^2$$

- uniaxial case: $\frac{1}{2}A(T - T^*) S^2 - \frac{1}{3}B S^3 + \frac{1}{4}C S^4$



Minimising the free energy

- solve **Euler-Lagrange equations** plus **Maxwell's equation** for the electric displacement:

$$\begin{aligned}\nabla \cdot \boldsymbol{\Gamma}^i &= f^i, & i = 1, \dots, 5 \\ \nabla \cdot \mathbf{D} &= 0\end{aligned}$$

$$\Gamma_j^i = \frac{\partial F_{bulk}}{\partial q_{i,j}}, \quad f^i = \frac{\partial F_{bulk}}{\partial q_i}, \quad q_{i,j} = \frac{\partial q_i}{\partial x_j}$$

- finite element approximation, **quadratic** elements
- solution vector $\mathbf{u} = [\mathbf{q}_1, \mathbf{q}_2, \mathbf{q}_3, \mathbf{q}_4, \mathbf{q}_5, \mathbf{U}]^T$
- **linearise** about \mathbf{u}_0 and iterate

Linear system at each step

$$(\mathcal{K} + 2a\mathcal{M} + \mathcal{N}|_{\mathbf{u}_0})\delta\mathbf{u} = -(\mathcal{K} + 2a\mathcal{M})\mathbf{u}_0 - \mathcal{R}|_{\mathbf{u}_0}$$

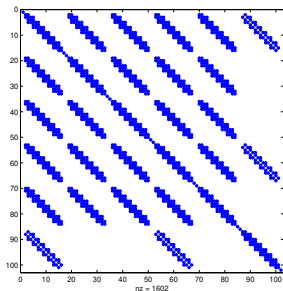
$$\mathcal{K} = \begin{bmatrix} K & & & & & & \\ & K & & & & & \\ & & K & & & & \\ & & & K & & & \\ & & & & K & & \\ & & & & & \epsilon_0 \bar{\epsilon} K & \\ & & & & & & \end{bmatrix}, \quad \mathcal{M} = \begin{bmatrix} M & & & & & & \\ & M & & & & & \\ & & M & & & & \\ & & & M & & & \\ & & & & M & & \\ & & & & & M & \\ & & & & & & 0 \end{bmatrix}$$

$$\mathcal{N}|_{\mathbf{u}_0} = \begin{bmatrix} N_{q_1}^{q_1} & N_{q_2}^{q_1} & N_{q_3}^{q_1} & N_{q_4}^{q_1} & N_{q_5}^{q_1} & E_U^{q_1} \\ N_{q_1}^{q_2} & N_{q_2}^{q_2} & N_{q_3}^{q_2} & N_{q_4}^{q_2} & N_{q_5}^{q_2} & E_U^{q_2} \\ N_{q_1}^{q_3} & N_{q_2}^{q_3} & N_{q_3}^{q_3} & N_{q_4}^{q_3} & N_{q_5}^{q_3} & E_U^{q_3} \\ N_{q_1}^{q_4} & N_{q_2}^{q_4} & N_{q_3}^{q_4} & N_{q_4}^{q_4} & N_{q_5}^{q_4} & E_U^{q_4} \\ N_{q_1}^{q_5} & N_{q_2}^{q_5} & N_{q_3}^{q_5} & N_{q_4}^{q_5} & N_{q_5}^{q_5} & E_U^{q_5} \\ D_{q_1}^U & D_{q_2}^U & D_{q_3}^U & D_{q_4}^U & D_{q_5}^U & D_U^U \end{bmatrix}$$

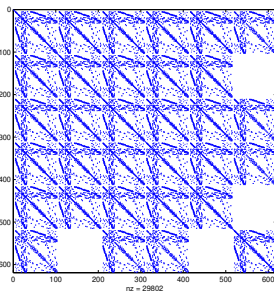
Saddle-point problem

$$\mathcal{A} = \begin{bmatrix} A & B_1 \\ B_2 & C \end{bmatrix}$$

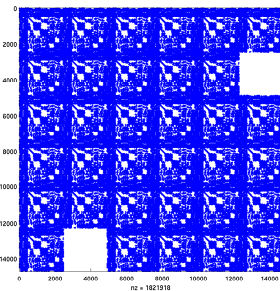
- A is $5n \times 5n$, B_1 is $5n \times n$, B_2 is $n \times 5n$
- **nonsymmetric**: A can be indefinite, C is positive definite



1D



2D



3D

1D TND problem

- GMRES iterations with diagonal preconditioning
Saad and Schultz, SIAM J. Sci. Stat. Comput., 1986
- convergence tolerance $1e-8$

N_{el}	N_{dof}	$V = 0$	$V = 0.5$	$V = 1.5$	$V = 5$
16	198	129	151	141	141
32	390	245	298	270	228
64	774	327	430	349	274
128	1542	372	546	441	395
256	3078	594	985	800	720
512	6150	1108	1821	1557	1408

- many (almost) multiple eigenvalues
- **real** eigenvalues for $V < V_c$, **complex** eigenvalues for $V > V_c$

Block diagonal preconditioner

$$\mathcal{A} = \begin{bmatrix} A & B_1 \\ B_2 & C \end{bmatrix}, \quad \mathcal{P} = \begin{bmatrix} \bar{A} & 0 \\ 0 & -\bar{S} \end{bmatrix}$$

$$\bar{A} \approx A, \quad \bar{S} \approx S = C - B_2 A^{-1} B_1$$

- $\bar{A} = A, \bar{S} = S$

N_{el}	N_{dof}	0V	0.5V	1.5V	5V
16	198	1	3	7	9
32	390	1	3	7	9
64	774	1	3	8	10
128	1542	1	3	7	10
256	3078	1	3	8	10
512	6150	1	3	7	10

Block diagonal preconditioner

$$\mathcal{A} = \begin{bmatrix} A & B_1 \\ B_2 & C \end{bmatrix}, \quad \mathcal{P} = \begin{bmatrix} \bar{A} & 0 \\ 0 & -\bar{S} \end{bmatrix}$$

$$\bar{A} \approx A, \quad \bar{S} \approx S = C - B_2 A^{-1} B_1$$

- $\bar{A} = A, \bar{S} = S$

N_{el}	N_{dof}	0V	0.5V	1.5V	5V
16	198	1	3	7	9
32	390	1	3	7	9
64	774	1	3	8	10
128	1542	1	3	7	10
256	3078	1	3	8	10
512	6150	1	3	7	10

- $\bar{A} = A, \bar{S} = C$: results exactly the same

Approximation for A

$$A = \begin{bmatrix} \hat{N}_{q_1}^{q_1} & N_{q_2}^{q_1} & N_{q_3}^{q_1} & N_{q_4}^{q_1} & N_{q_5}^{q_1} \\ N_{q_1}^{q_2} & \hat{N}_{q_2}^{q_2} & N_{q_3}^{q_2} & N_{q_4}^{q_2} & N_{q_5}^{q_2} \\ N_{q_1}^{q_3} & N_{q_2}^{q_3} & \hat{N}_{q_3}^{q_3} & N_{q_4}^{q_3} & N_{q_5}^{q_3} \\ N_{q_1}^{q_4} & N_{q_2}^{q_4} & N_{q_3}^{q_4} & \hat{N}_{q_4}^{q_4} & N_{q_5}^{q_4} \\ N_{q_1}^{q_5} & N_{q_2}^{q_5} & N_{q_3}^{q_5} & N_{q_4}^{q_5} & \hat{N}_{q_5}^{q_5} \end{bmatrix}$$

$$\hat{N}_{q_i}^{q_i} = K + 2aM + N_{q_i}^{q_i}$$

$$\bar{A} = \text{bl_diag}(K)$$

GMRES iteration counts

$$\bar{A} = bl_diag(K), \bar{S} = C$$

N_{el}	N_{dof}	0V	0.5V	1.5V	5V
16	198	79	78	93	107
32	390	99	97	117	132
64	774	112	117	125	139
128	1542	119	118	127	140
256	3078	121	120	126	140
512	6150	122	121	128	140

GMRES iteration counts

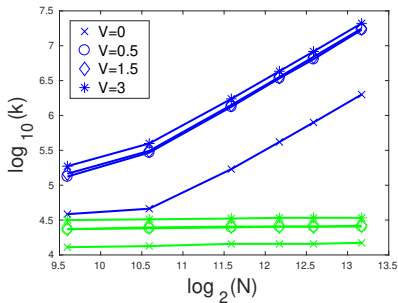
$$\bar{A} = bl_diag(K), \bar{S} = C$$

N_{el}	N_{dof}	0V	0.5V	1.5V	5V
16	198	79	78	93	107
32	390	99	97	117	132
64	774	112	117	125	139
128	1542	119	118	127	140
256	3078	121	120	126	140
512	6150	122	121	128	140

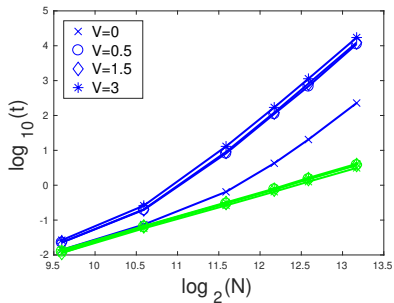
$$\bar{A} = bl_diag(K), \bar{S} = K$$

N_{el}	N_{dof}	0V	0.5V	1.5V	5V
16	198	79	82	100	105
32	390	99	100	118	126
64	774	112	111	121	131
128	1542	118	118	121	132
256	3078	121	120	123	133
512	6150	122	121	123	132

One dimension



iterations

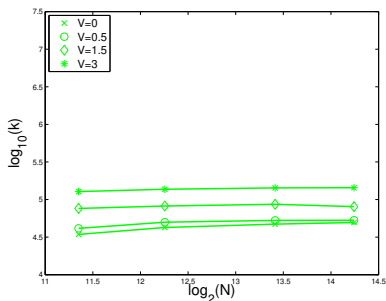


time(sec)

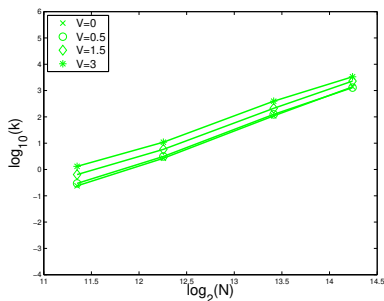
GMRES, preconditioned GMRES

- uniform hierarchical finite element grid
- from 774 to 9222 degrees of freedom

Two dimensions



iterations

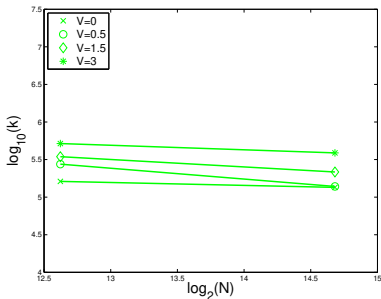


time(sec)

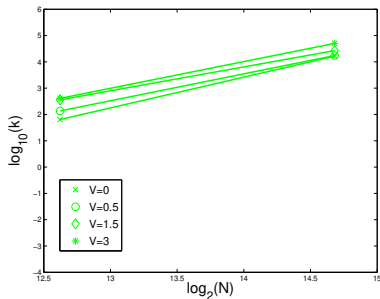
preconditioned GMRES

- hierarchic finite elements of degree two
- unstructured grids of triangles
- from 2610 to 19374 degrees of freedom

Three dimensions



iterations



time(sec)

preconditioned GMRES

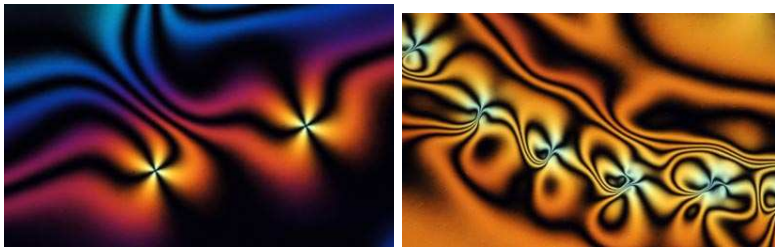
- unstructured grids of tetrahedra
- 6306 and 26274 degrees of freedom

Summary of TND Q -tensor problem

- Q -tensor models of liquid crystals lead to complicated algebraic equations.
- Nonlinearities involved make it difficult to identify dominant terms, with many conflicting issues involving singularity, indefiniteness, lack of symmetry. . .
- **Block preconditioner** using the **stiffness matrix** performs well on uniform nodal and hierarchical meshes.
 - Convergence independent of the mesh parameter.
 - Cheap to implement using factorisation.
- Would be nice to have some theory!

Coupled flow and orientation

- More and more applications in e-readers, moving colour displays, digital ink. . .
- Require numerical models linking molecular orientation and flow.



Photographs by Israel Lazo, Kent State University.

Q-tensor model with flow

- tensor **order parameter** (symmetric and traceless)

$$\mathbf{Q} := \langle \overline{\mathbf{u} \otimes \mathbf{u}} \rangle = \langle \mathbf{u} \otimes \mathbf{u} - \frac{1}{3} \mathbf{I} \rangle$$

- material and co-rotational **time derivatives**

$$\dot{\mathbf{Q}} = \frac{\partial \mathbf{Q}}{\partial t} + (\nabla \mathbf{Q}) \mathbf{v}, \quad \mathring{\mathbf{Q}} = \dot{\mathbf{Q}} - 2 \overline{\mathbf{W} \mathbf{Q}}$$

- flow with velocity \mathbf{v}
- symmetric and skew parts of the **velocity gradient**

$$\mathbf{D} = \frac{1}{2}(\nabla \mathbf{v} + (\nabla \mathbf{v})^T), \quad \mathbf{W} = \frac{1}{2}(\nabla \mathbf{v} - (\nabla \mathbf{v})^T)$$

Governing equations

- dissipation $R = R(\dot{\mathbf{Q}}, \mathbf{Q}, \mathbf{D})$
- stress tensor

$$\mathbf{T} = -p\mathbf{I} - \nabla\mathbf{Q} \odot \frac{\partial W}{\partial \nabla\mathbf{Q}} + \frac{\partial R}{\partial \mathbf{D}} + \mathbf{Q} \frac{\partial R}{\partial \dot{\mathbf{Q}}} - \frac{\partial R}{\partial \dot{\mathbf{Q}}} \mathbf{Q}$$

- coupled equations for **alignment** and **flow**:

$$\frac{\partial W}{\partial \mathbf{Q}} - \operatorname{div} \frac{\partial W}{\partial \nabla\mathbf{Q}} + \frac{\partial R}{\partial \dot{\mathbf{Q}}} = \mathbf{0}$$

$$\rho \dot{\mathbf{v}} = \operatorname{div} \mathbf{T}$$

Sonnet and Virga Dissipative Ordered Fluids: Theories for Liquid Crystals, Springer 2012

- free energy based on **Landau-deGennes** potential

$$\phi = \frac{1}{2}A(T) \operatorname{tr} \mathbf{Q}^2 - \frac{\sqrt{6}}{3}B \operatorname{tr} \mathbf{Q}^3 + \frac{1}{4}C(\operatorname{tr} \mathbf{Q}^2)^2$$

- coupled equations

$$\dot{\mathbf{Q}} = \Delta \mathbf{Q} - \partial \phi / \partial \mathbf{Q} - \operatorname{Tu} \mathbf{D}$$


$$\nabla p - \Delta \mathbf{v} = \operatorname{div} \mathbf{F}$$

$$\mathbf{F} = \operatorname{Bf} \left\{ \frac{1}{\operatorname{Tu}} [\mathbf{Q}(\Delta \mathbf{Q}) - (\Delta \mathbf{Q})\mathbf{Q} - \nabla \mathbf{Q} \odot \nabla \mathbf{Q}] + \Delta \mathbf{Q} - \partial \phi / \partial \mathbf{Q} \right\}$$

- the **backflow parameter** **Bf** measures the impact of the orientation on the flow;
- the **tumbling parameter** **Tu** measures the relative strength of problem viscosities.

Iterative solution strategy

- Decoupled solver:
 - For a given orientation field \mathbf{Q} , solve Stokes equation with $\mathbf{f} = \text{div } \mathbf{F}$ as a body force.
 - Use the obtained flow field to compute one time step in a discretised version of the orientation equation.
 - Repeat with the new orientation field.
- Solution strategy
 - Orientation equation: finite difference scheme with explicit Euler time discretisation
 - Stokes equation: IFISS Stokes solver with multigrid preconditioning



IFISS

Incompressible **F**low & **I**terative **S**olver **S**oftware

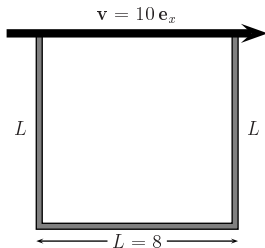
- open-source software package run under **MATLAB** or **GNU OCTAVE** written with Howard Elman (Maryland) and David Silvester (Manchester)

- download from

`www.manchester.ac.uk/ifiss`

`www.cs.umd.edu/~elman/ifiss`

Lid driven cavity problem

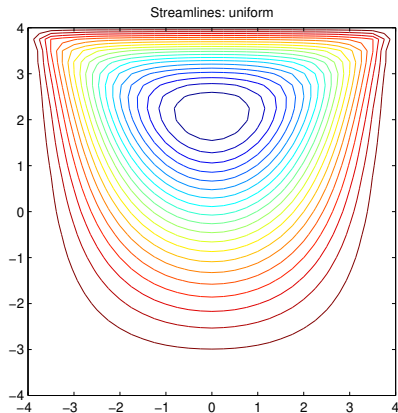



$$\text{Re} = \frac{VL\rho}{\zeta_4} = 8 \times 10^{-6}$$

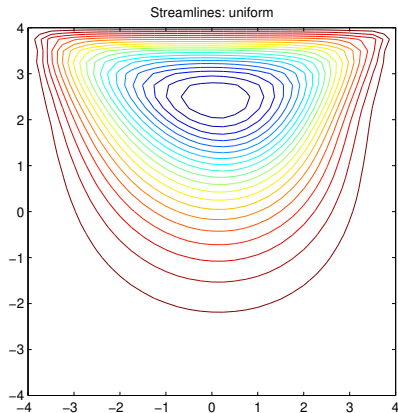

$$\text{De} \approx \frac{V}{L} = 1.2$$

$$\text{Er} \approx \frac{\zeta_1 VL}{L_1} = 80$$

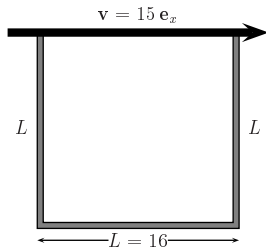
Initial orientation and flow field



Later orientation and flow field



Out of plane orientation




$$\text{Re} = \frac{VL\rho}{\zeta_4} = 2.4 \times 10^{-5}$$


$$\text{De} \approx \frac{V}{L} = 0.9$$

$$\text{Er} \approx \frac{\zeta_1 VL}{L_1} = 240$$

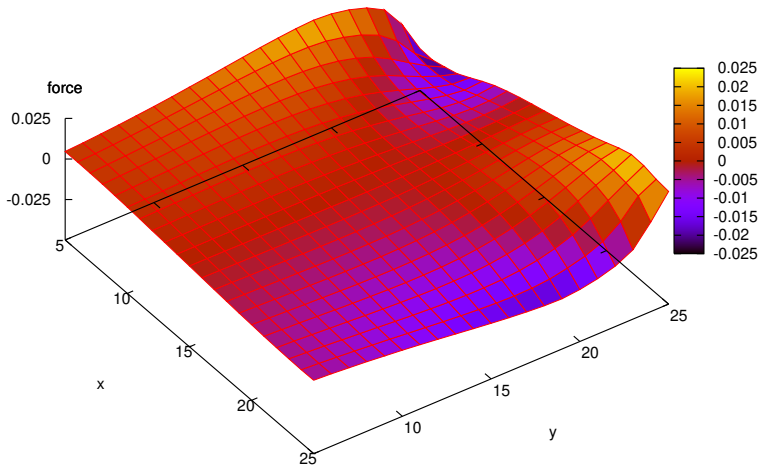
Initial orientation



Later orientation



Out of plane force



Summary

- Interesting **linear algebra** subproblems arise in a wide range of applications.
- Spending some time and effort on developing efficient **preconditioned iterative solvers** can be beneficial.
- Three examples presented today:
 - For **director** models with unit vector constraints, systems can be solved efficiently using a **preconditioned nullspace method**.
 - For **Q-tensor** models, a block preconditioner using the **stiffness matrix** shows promise: it is cheap to implement and may lead to convergence independent of meshsize.
 - For **coupled flow-orientation** models, important out-of-plane effects have been quantified and identified.
- Many interesting applications and challenges out there!